


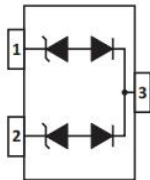
S23LCC05 TVS ARRAY



Features

- Compatible with IEC 61000-4-2 (ESD): Air 15kV, Contact 8kV
- Compatible with IEC 61000-4-4 (EFT): 40A, 5/50ns
- Compatible with IEC 61000-4-5 (Surge): 12A, 8/20 μ s - Level 1(Line Ground) & Level 2(Line-Line)
- Low Clamping Voltage
- RoHS Compliant
- Small SMD plastic package
- Terminals finish: 100% Pure Tin
- "-A" is an AEC-Q101 qualified device
- This is a Pb - Free Device
- All SMC parts are traceable to the wafer lot
- Additional testing can be offered upon request

Schematic & Pin Configuration



Application

- High-Speed Data Transmission Interfaces
- Cellular Phones
- MP3 Players
- Portable Electronics
- Wireless Bus Protection

Maximum Ratings@ $T_A=25^{\circ}\text{C}$ unless otherwise specified

Parameter	Symbol	Value	Units
Peak Pulse Power ($t_p=8/20 \mu\text{s}$)	P_{pp}	350	W
Operating Storage Temperature Range	T_{STG}	-55 to 150	$^{\circ}\text{C}$
Operating Junction Temperature	T_J	-55 to 150	$^{\circ}\text{C}$

Electrical Characteristics@ $T_A=25^{\circ}\text{C}$ unless otherwise specified

Characteristics	Symbol	Condition	Min.	Typ.	Max.	Units
Breakdown Voltage*	V_{BR}	$I_R=1\text{mA}$	6	-	-	V
Reverse Standoff Voltage*	V_{RWM}	-	-	-	5	V
Reverse Leakage Current*	I_{RM}	$V_R=5\text{V}$	-	-	5	μA
Clamp Voltage	V_C	$I_{pp}=1\text{A}$ $t_p=8/20\mu\text{s}$	-	-	9.8	V
Diode Capacitance	C_D	$V_R=0\text{V}$, $f=1\text{MHz}$	-	-	3	pF

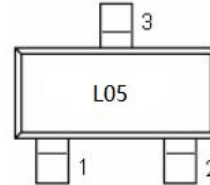
* Pulse width < 300 μs , duty cycle < 2%

Ordering Information

Device	Package	Shipping
S23LCC05	SOT-23 (Pb-Free)	3000pcs / reel
S23LCC05TR	SOT-23 (Pb-Free)	3000pcs / reel

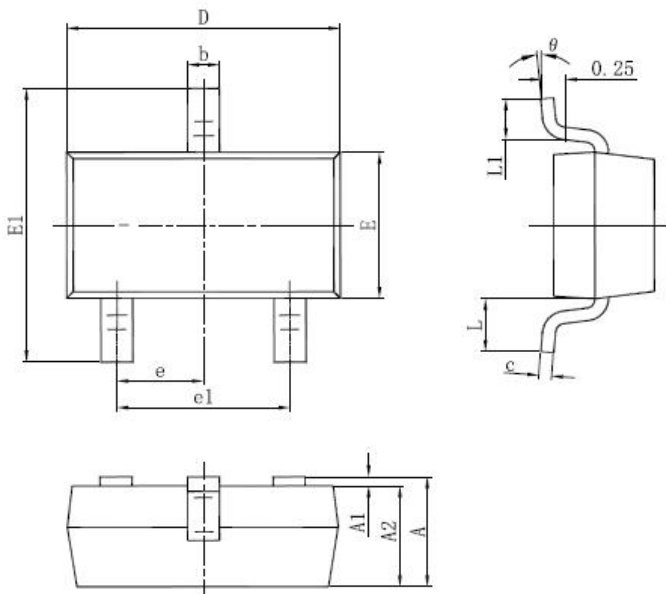
For information on tape and reel specifications, including part orientation and tape sizes, please refer to our tape and reel packaging specification.

Marking Diagram



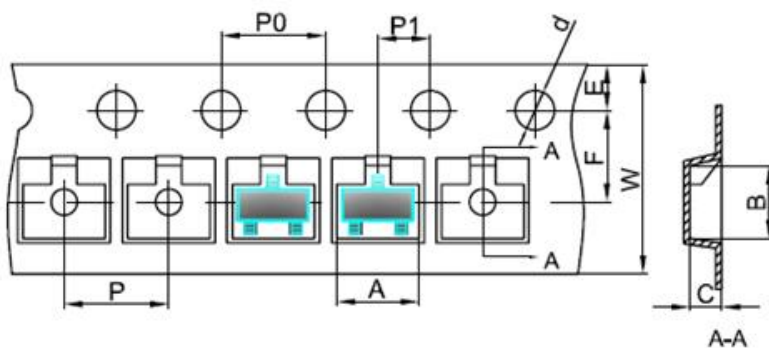
Where L05 is S23LCC05
L05 = Marking code

Mechanical Dimensions SOT-23



SYMBOL	Millimeters		Inches	
	MIN.	MAX.	MIN.	MAX.
A	0.900	1.150	0.035	0.045
A1	0.000	0.100	0.000	0.004
A2	0.900	1.050	0.035	0.041
b	0.300	0.500	0.012	0.020
c	0.080	0.150	0.003	0.006
D	2.800	3.000	0.110	0.118
E	1.200	1.400	0.047	0.055
E1	2.250	2.550	0.089	0.100
e	0.950 TYP.		0.037 TYP.	
e1	1.800	2.000	0.071	0.079
L	0.550 REF.		0.022 REF.	
L1	0.300	0.500	0.012	0.020
θ	0°	8°	0°	8°

Carrier Tape Specification SOT-23



SYMBOL	Millimeters	
	Min.	Max.
A	3.05	3.25
B	2.67	2.87
C	1.12	1.32
d	1.40	1.60
E	1.65	1.85
F	3.40	3.60
P	3.90	4.10
P0	3.90	4.10
P1	1.90	2.10
W	7.90	8.30

DISCLAIMER:

1- The information given herein, including the specifications and dimensions, is subject to change without prior notice to improve product characteristics. Before ordering, purchasers are advised to contact the SMC Diode Solutions sales department for the latest version of the datasheet(s).

2- In cases where extremely high reliability is required (such as use in nuclear power control, aerospace and aviation, traffic equipment, medical equipment, and safety equipment), safety should be ensured by using semiconductor devices that feature assured safety or by means of users' fail-safe precautions or other arrangement.

3- In no event shall SMC Diode Solutions be liable for any damages that may result from an accident or any other cause during operation of the user's units according to the datasheet(s). SMC Diode Solution assumes no responsibility for any intellectual property claims or any other problems that may result from applications of information, products or circuits described in the datasheets.

4- In no event shall SMC Diode Solutions be liable for any failure in a semiconductor device or any secondary damage resulting from use at a value exceeding the absolute maximum rating.

5- No license is granted by the datasheet(s) under any patents or other rights of any third party or SMC Diode Solutions.

6- The datasheet(s) may not be reproduced or duplicated, in any form, in whole or part, without the expressed written permission of SMC Diode Solutions.

7- The products (technologies) described in the datasheet(s) are not to be provided to any party whose purpose in their application will hinder maintenance of international peace and safety nor are they to be applied to that purpose by their direct purchasers or any third party. When exporting these products (technologies), the necessary procedures are to be taken in accordance with related laws and regulations..